

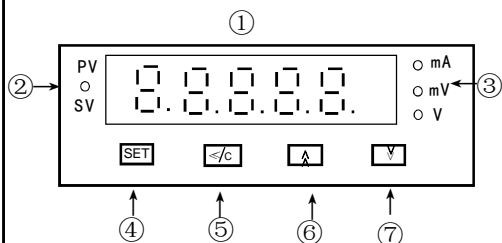
GA series Digital Generator User Manual

Dear clients, thanks for choosing **MYPIN** products, please read this instruction manual carefully. For any questions, please contact our sales immediately.

★ Features

- ① Output: 0.000-100.00mV, 0.000-22.000mA, -10.000-+10.000V, OR 0.01Hz--10.00KHz etc. select freely.
- ② Accuracy: <0.1% F.S, 5 LED display
- ③ Auxiliary power: 24V/30mA
- ④ RS232 or RS485 MODBUS RTU protocol
- ⑤ Powersupply: 40-265V AC/DC OR 12-30V AC/DC

■ Name of parts



- ① digital output /setting value display
- ② output or setting mode display on: OUTPUT, off: setting
- ③ mA/mV/V output display
mA: mA OUTPUT active
mV: mV OUTPUT active
V : V OUTPUT active
- ④ SET key :select PV output display or setting output , confirm the setting value when setting mode
- ⑤ </>clr :shift key, Press the key to change output value, to shift the flash LED when setting mode
- ⑥ ↑ :UP key
to change the setting value when setting mode, and select the mA/mV/V output when PV output display
- ⑦ ↓ :DOWN key

■ Model

GA8 or GA9

■ Specifications

Power supply	80-265V AC/DC OR 12-30V AC/DC, <5VA
communication	RS232 OR RS485
accuracy	0.1% F.S ± 2digit
Sampling	≤16 Times /Sec.
Auxiliary power	DC 24V/12V/max30mA
output	DC: -10.000V-10.000V, 0.000-22.000mA, 0.000-100.00mV, or 0.01Hz-10.00KHz

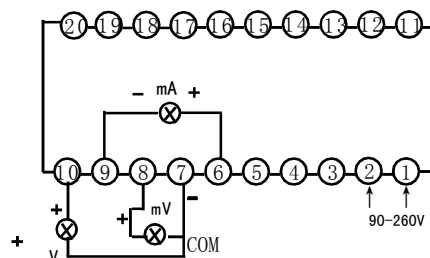
■ Dimension

GA8: 48H *96W* 80 L(mm)
Mounting: 44.5+0.5 X90.5+0.5
GA9: 96H*96W*100 L(mm)
Mounting: 90.5+0.5 X90.5+0.5

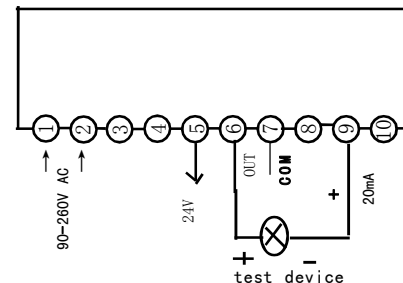
■ Parameter setting

- 1、Press SET key once, PV/SV LED ON, press </>clr once, the LED flashes, at this time, press '↑ ↓' KEY to modify the output value, press SET key to confirm output if the LED display is needed, press SET once, PV/SV LED OFF, the PV display output value.
- 2、mV/mA/V select
Press ↑ or ↓ once, the mA/mV/V LED will be ON one by one, and display output type
- 3、At any estate, no key operation within 25s will go back output state.

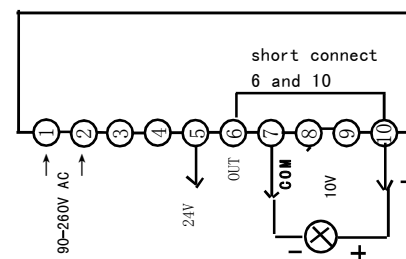
■ Terminal configurations



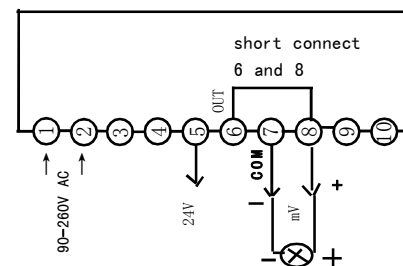
mA output drawing



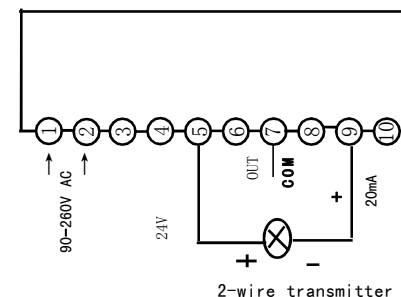
-10.000-10.000V output drawing



mV output drawing



Hz output drawing



MYPIN Mypin electrical co., Ltd.
web : WWW.mypinchina.com
E-mail: sale@mypinchina.com
Address: N019 Beihe Dongfeng Town Zhongshan,
Guangdong, China
TEL: 0760-23609691 13435730867
FAX: 0760-23609692
MSN: mypinchina@live.cn